

Title : 4 Shot Net Front Battle

Category #1 : Campanale

Category #2 : Offensive Tactics

**Description**

Drill starts with F1 skating around top of the circle for a shot. F1 then goes to the front of the net to act as a screen.

F2 then skates around the circle and takes a shot using F1 as a screen.

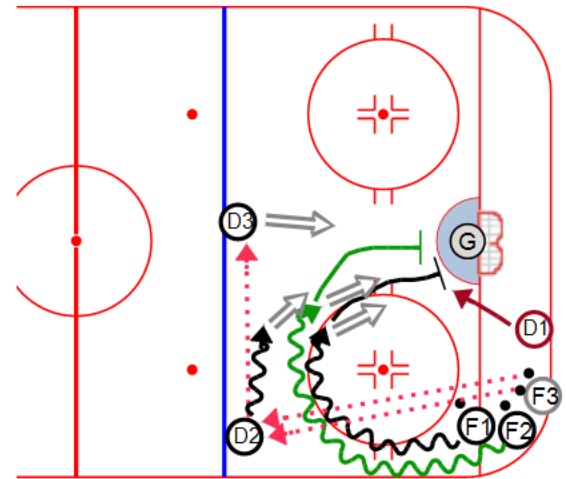
D1 now comes out of the corner and defends F1 and F2 in front of the net.

F3 makes a pass to D2 who goes D2D for a shot. Play out the rebound for a little. On the whistle F3 passes to D2 who walks inside the dots and shoots.

Again play out the rebound until the whistle.

Change sides after a few minutes.

Also work F1 in the high slot area for high slot redirects.



Key points:

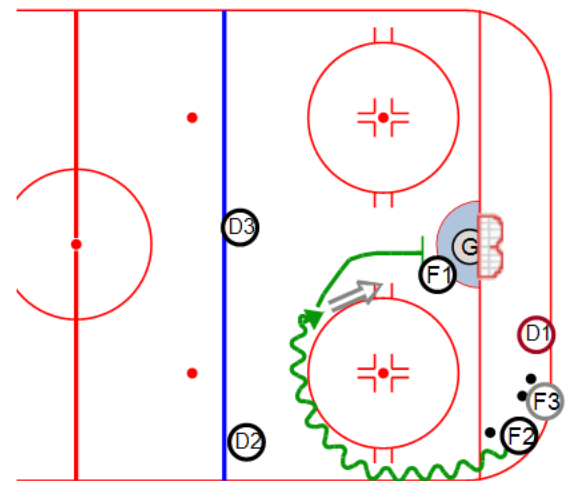

Title : 4 Shot Net Front Battle (seq 2)

Category #1 : Campanale

Category #2 : Offensive Tactics

**Description**

F2 should try to shoot where F1 can deflect the shot or act as a screen for the shot.



Key points:


Title : 4 Shot Net Front Battle (seq 3)

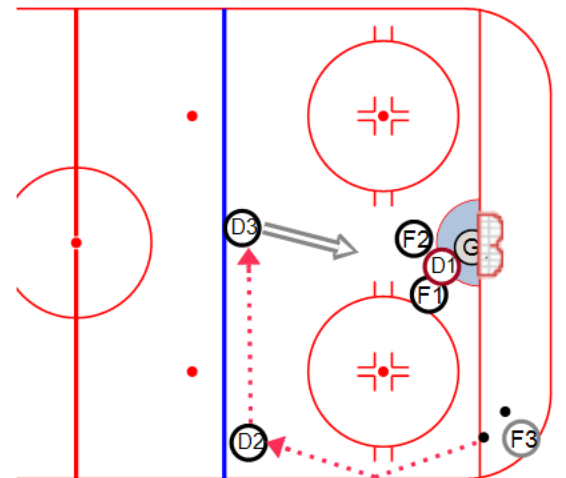
Category #1 : Campanale

Category #2 : Offensive Tactics

**Description**

On the D2D pass make sure the puck is passed quickly and into the proper position for D3 to attempt a one-timer if possible.

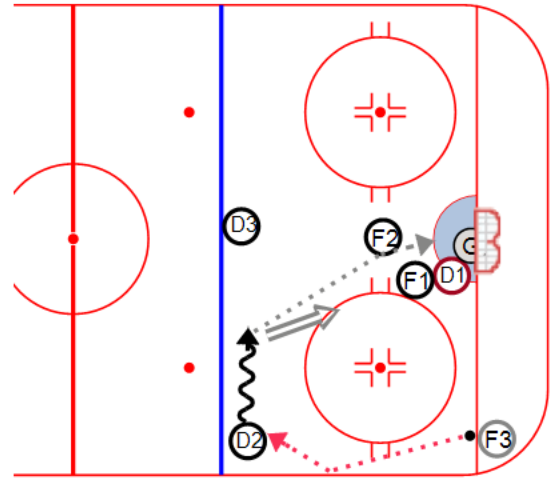
Keep the shot low so the forwards in front can look for deflections.



Key points:


**Description**

You can have F1 or F2 get to the high slot for a high slot redirect attempt.



Key points:
